

A - LAMP *corpo lampada* matt white aluminum – alluminio bianco opaco

ELECTRICAL SYSTEM *disp. elettrico* 24V, 21W 2475Lm, 3000K, CRI≥90

power supply 30+30W equipped –
alimentatore incluso
spotlight – faretto

OPTIONAL *accessorio*

PACKAGING *imballo* 160x40x10 cm

NET WEIGHT *peso netto* 2,8 KG

GROSS WEIGHT *peso lordo* 4,6 KG

IP RATE *grado protezione* IP20

CERTIFICATION *conformità* IEC 60598-1:2014 EN 60598-1:2015

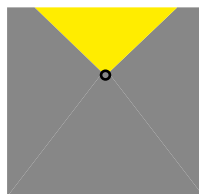
EMISSION *emissione* unidirectional – unidirezionale

 direct – diretta

 filtered – filtrata



 indirect – indiretta

 none – assente



BEWARE: remote power supply installation

ATTENZIONE: installazione alimentatore a remoto



apparecchio fornito di sorgente luminosa di classe energetica E
lamp equipped with light source energy class E

